



Welcome to the Moonee Ponds SFW Office

This page explains where to find us, parking options, and how to contact us.

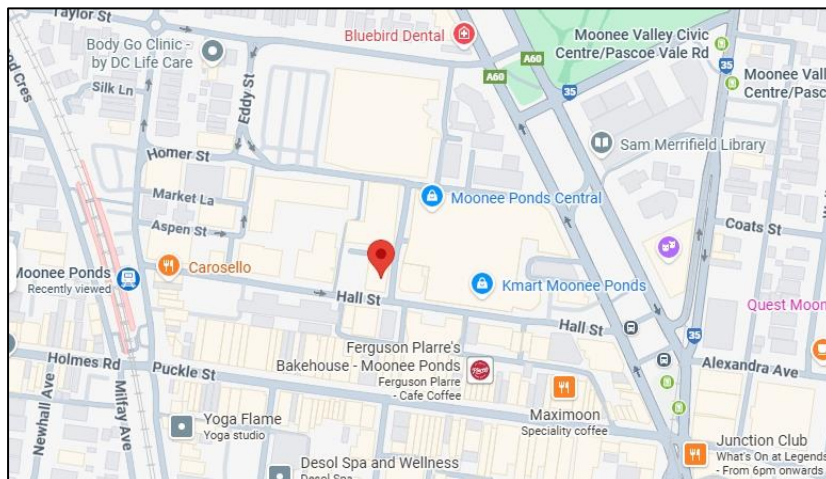
Location Details

Address: Suite 6, Level 1, 5 Everage Street
Moonee Ponds VIC 3039

Where to find us inside the building:

We are located in a shard office space in One Plus One service office.

Enter through the One Plus One clear doors on Everage St and take the lift to level 1, Suite 6, alternatively, ask the reception for Sign for Work.



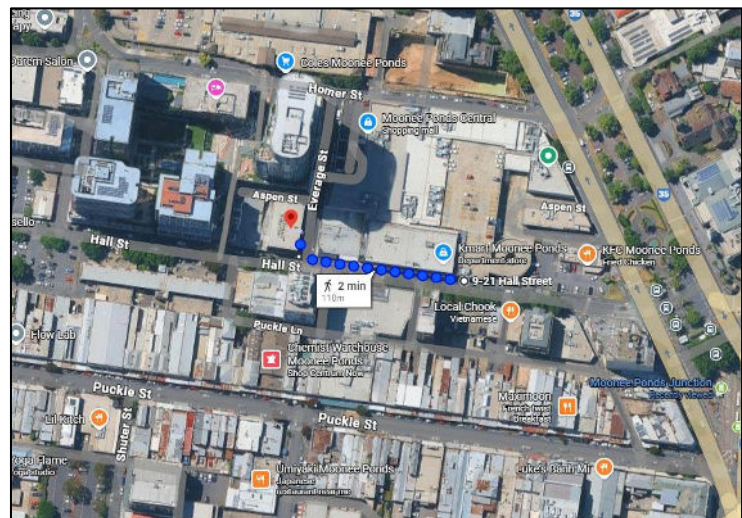
Parking & Transport

Parking:

There is 1H parking on the street out the front of the office, alternatively there is paid parking as the supermarket car park directly across from the offices



Disability parking bays: there is no disabled parking on the street within 200 metres of the office however the supermarket parking space has available disabled parking.

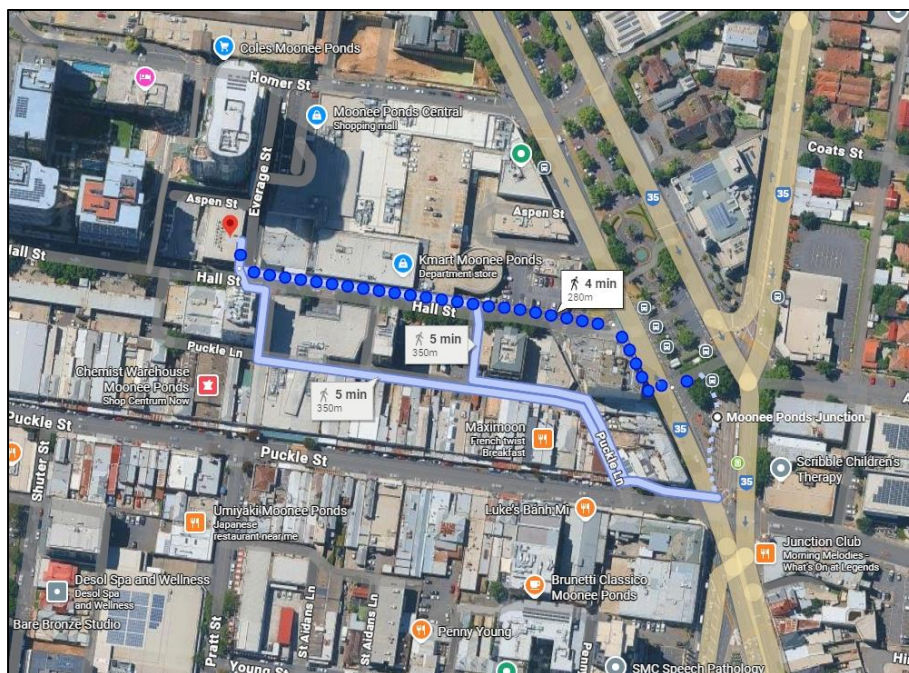


Public Transport:

Train: Moonee Ponds Train Station which is a 3-minute walk from the offices.



Tram: The Moonee Ponds Junction, which the 59 Tram is used for, is only a 4-minute walk away from.



Opening Hours

We are onsite at this location by appointment.

Contact Us

P: 03 9539 5309

M: 0429 372 068 (sms ONLY)

Email: info@signforwork.org.au

Website: signforwork.org.au

If you need help finding this site on the day, please call or text your Employment Coach.

Feedback, Compliments & Complaints

You can give feedback at any time.

Scan the QR code below or visit the DCA/IEA website.

